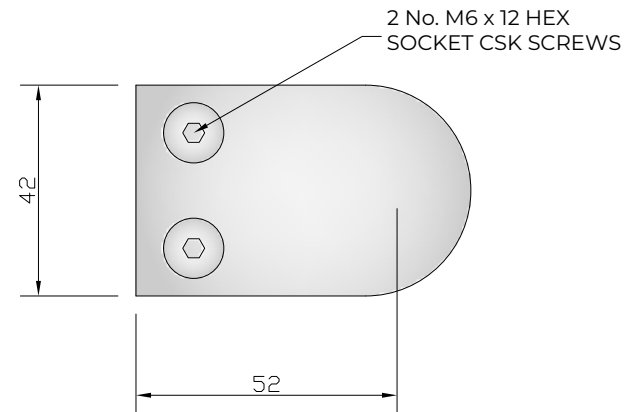
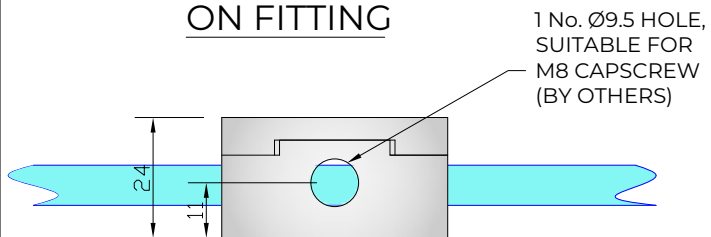


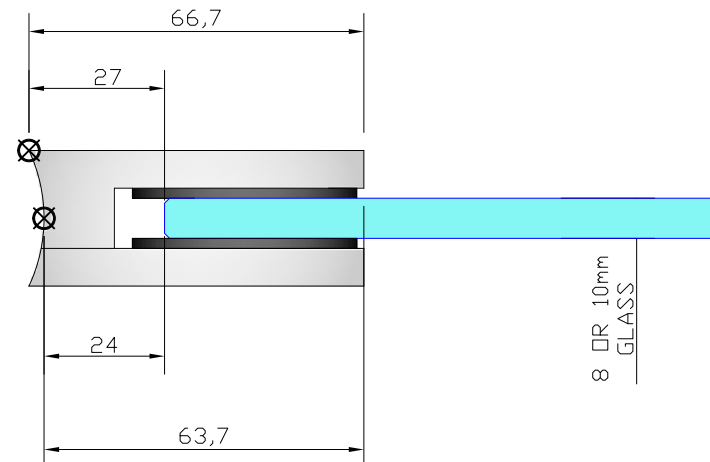
BACK VIEW ON FITTING



REAR VIEW ON FITTING



PLAN VIEW ON FITTING



NOTES/SPECIFICATION:

ALL FITTING COMPONENTS IN POLISHED FINISH GRADE 316 STAINLESS STEEL

PRODUCT SUITABLE FOR 8 TO 10mm TOUGHENED GLASS PANES.

FITTING SUPPLIED COMPLETE WITH:-

- 1) 4 No. BLACK RUBBER WASHERS TO SUIT SPECIFIED GLASS THICKNESS
- 2) 2 No. M6 X 12mm HEX SOCKET HEAD CSK SETSCREWS

NOTE - INTERFACE M8 CAPSCREW FIXINGS TO BE SUPPLIED BY OTHERS TO SUIT APPLICATION.

PRODUCT REF:	SH/ATB/P/D
DESCRIPTION:	DIMENSIONED ELEVATIONS AND REQUIRED GLASS PREP DETAIL * AB - 09/02/18
DRAWING REF:	SH/ATB/P/D - 001E