
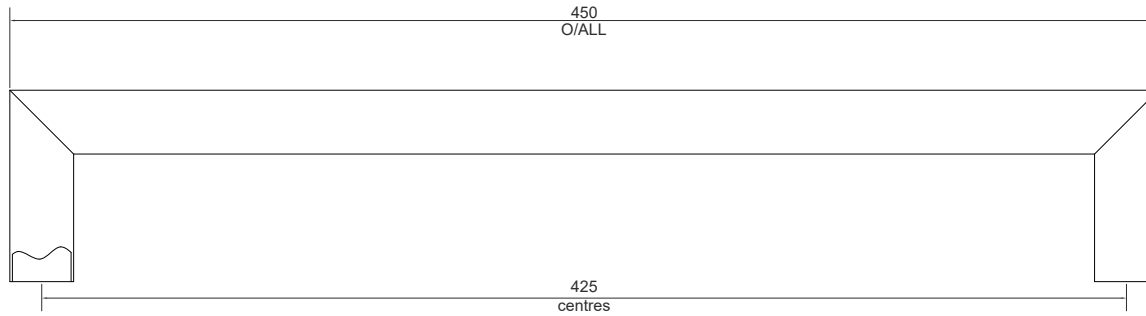
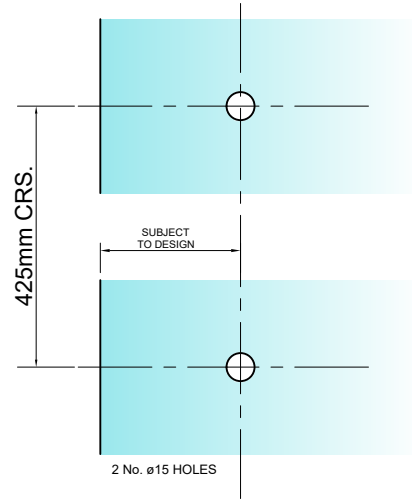


**PLAN VIEW
ON FITTING**

**REQUIRED
GLASS PREP**



NOTES/SPECIFICATION:

MADE FROM BRUSH FINISH STAINLESS STEEL

PRODUCT REF:	SH/GGA/P33
DESCRIPTION:	DIMENSIONED ELEVATIONS BRUSHED STAINLESS STEEL PULL HANDLE
DRAWING REF:	SH/GGA/P33 - 001